


NED™ Rx-Series AR/VR Testing Solutions



Gamma Scientific now offers the world's first and only near-eye display measurement systems specifically designed to measure see-through image clarity and prescription for next generation AR smartglasses at high speed and at high production volumes. The fully integrated instrument includes a high resolution telescope which mimics the vision-corrected eye for optical prescriptions such as astigmatism, myopia (near-sightedness) and hypermetropia (far-sightedness). The 6-axis robot allows full characterization of the see-through smartglass in different gaze angles and eyebox locations, mapping the image quality as perceived by a human user.

High Resolution Testing for Quantifying Prescription AR Smartglasses

Key Features


- Robotic positioning for true eye motion representation and design eye point measurement.
- Lightweight and compact telescope assures precision spatial positioning with robotic arms.
- GS-1290 fiber-coupled spectroradiometer with fully automated (spherical and cylindrical) lens station, auto-alignment, autofocus and end-to-end testing.
- Exceptional color and spectral purity for high sensitivity, high dynamic range spectroradiometric measurements.
- Dedicated software enables for comprehensive analysis in real-time or later.
- NED (Patent No. 10,257,509, 10,972,721, and 3497423) uniquely emulates true human eye motion to provide quick, correlated and comprehensive measurements.
- Conforms to standards developed by the ICDM committee of SID and the IEC.



It is critical to quantify true user experience in vision-corrected AR and test in both virtual world and see-through real world conditions.



NED™ Rx-Series AR/VR Testing Solutions



Fully integrated system with dark room enclosure and robot safety interlocks - designed for production environments.

High precision, High Accuracy 6-axis industrial robot allowing for full automation as different pointing directions, Eyebox positions, eye-relief distances, IPD settings, etc. Also automatic mounting of prescription correction lenses.

Test target controlled by built-in pattern generator.


High Resolution Telescope with a modified front end for automated magnetic mounting of prescription correction lenses. Includes auto-alignment and AutoFocus features. Integrated with fiber-coupled spectroradiometer.

Lens Station includes a set of prescription correction lenses for the DUT that are automatically placed in front of the measurement telescope during test sequence run.


Key See-Through Testing Requirements for Vision-Corrected AR Example



MYOPIC VISION



Emulating the human eye requiring prescription
This is critical to characterizing how the user will see through their vision-corrected AR smartglasses. The measurement head optics must present the un-corrected eye corresponding to the required prescription.



CORRECTED VISION

GsNEDTest™ SW Features

Spectral Quality	Spatial Image Quality	Binocular Disparity
» Center Color and Luminance	» MTF Curves/Contrast Curve	» Interpupillary Distance (IPD) by Luminance
» Luminance Uniformity	» Michelson Contrast Uniformity	» Interpupillary Distance (IPD) by Contrast
» Color/Chromaticity Uniformity	» Image Geometric Distortion	» Left/Right Eye Parallax
» Color Gamut Area	» Virtual Image Distance	
» Field of View (by Luminance)	» Field of View (by Contrast)	
» Design Eyebox (by Luminance)	» Design Eyebox (by Contrast)	
» Sequential / Full-On-Full-Off Contrast	» Checkerboard Contrast	

All test methods conform with the latest international standards being developed by the IEC, IDMS and ISO for AR/VR Metrology where applicable; consult with Gamma Scientific for any additional tests.